



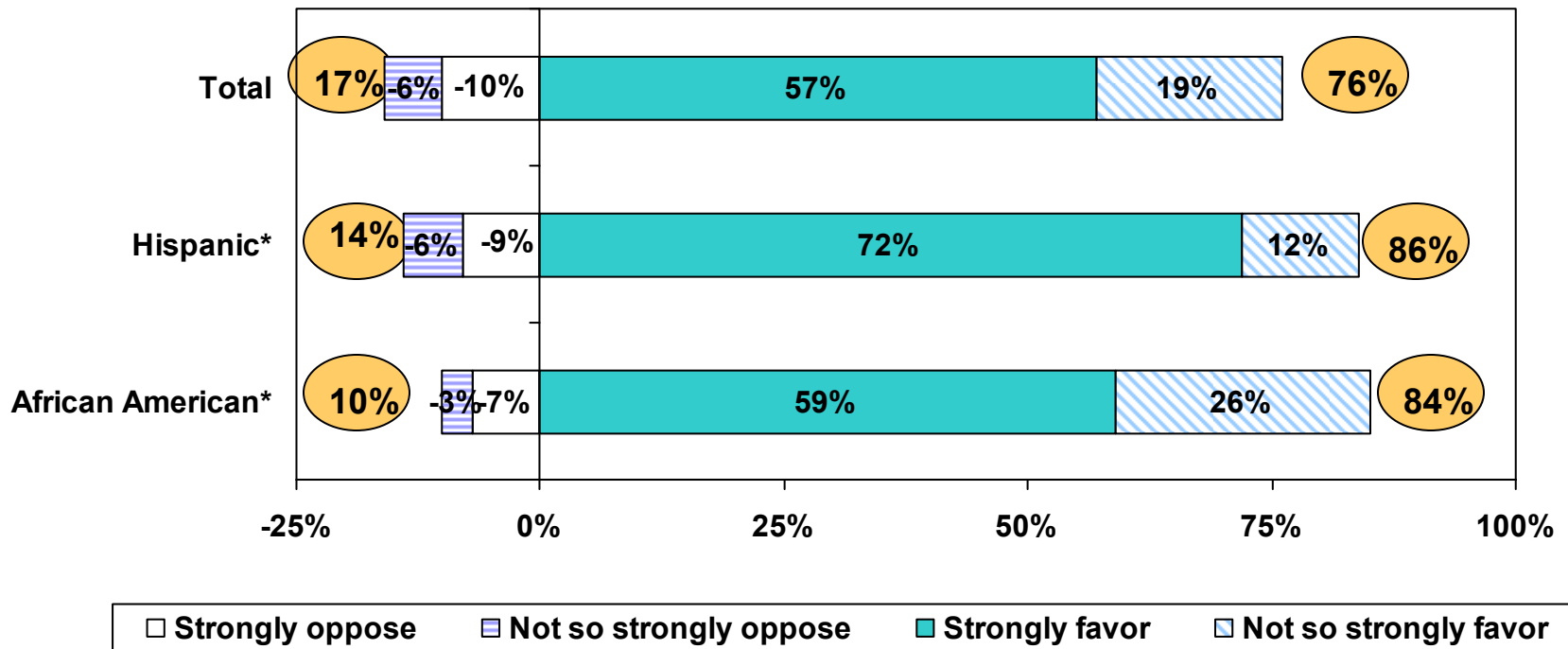
# **Key Findings from Nationwide Polling on Paid Family and Medical Leave**

Sept. 25, 2007

Conducted by Lake Research Partners

# Three in four voters say they favor expanding the FMLA to offer paid leave.

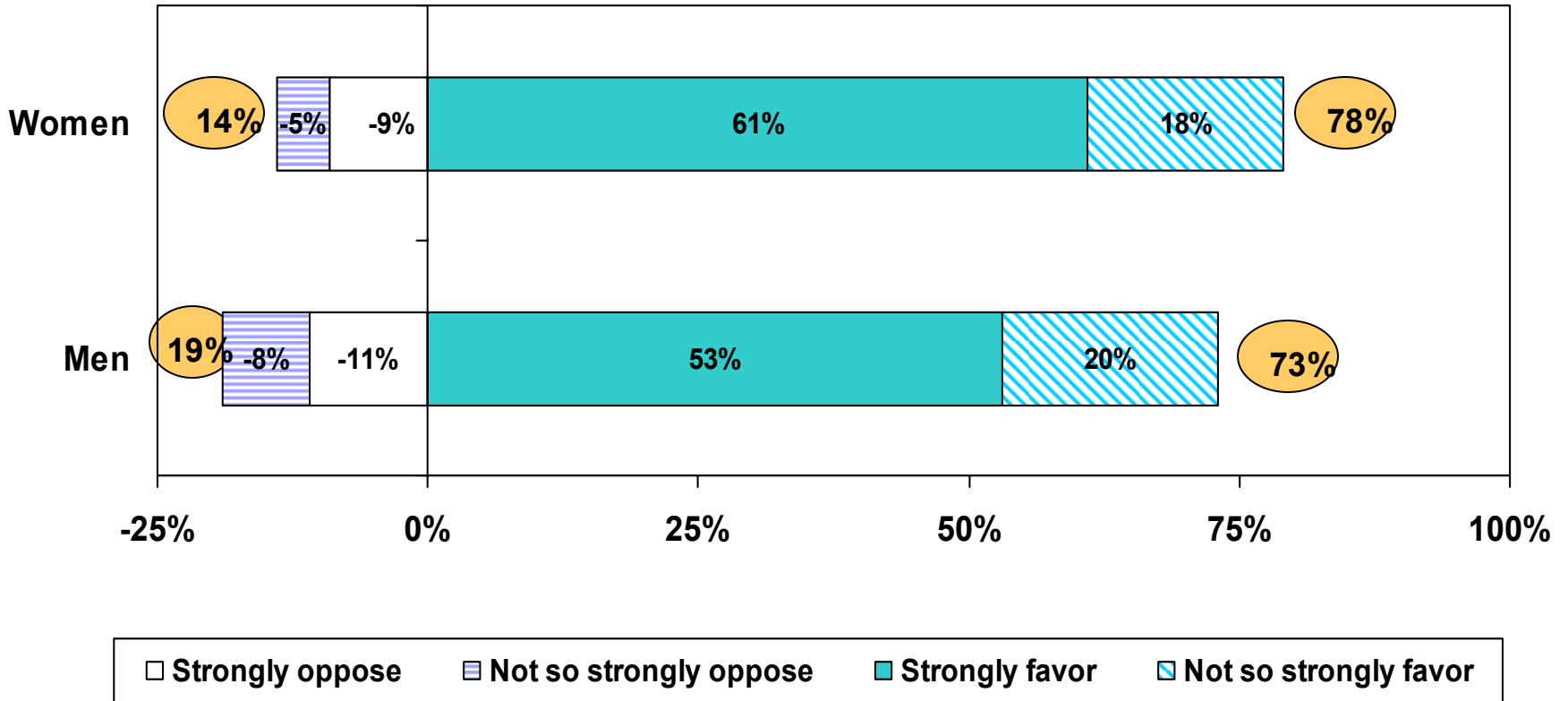
*Q.: Would you favor or oppose expanding the Family and Medical Leave Act to offer PAID family and medical leave for a set number of weeks paid for by both the employer and employee, at an average cost of \$1 for the employer per week and an average cost of \$1 to the employee per week? [If favor/oppose, Ask: Is that strongly/not so strongly favor/oppose?] (Split sampled question)*



\* Small n size

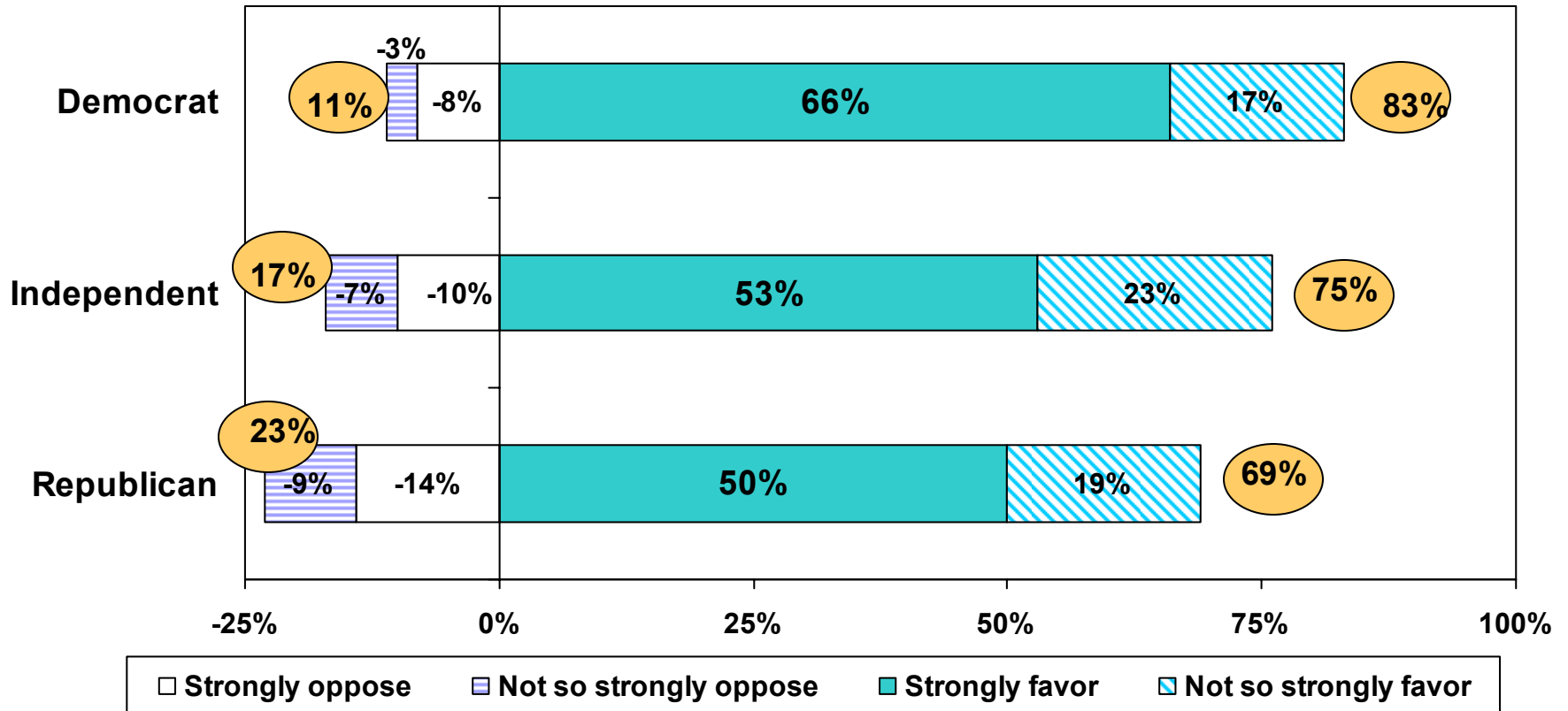
# Support for paid family and medical leave is strong among both women and men.

Q.: Would you favor or oppose expanding the Family and Medical Leave Act to offer PAID family and medical leave for a set number of weeks paid for by both the employer and employee, at an average cost of \$1 for the employer per week and an average cost of \$1 to the employee per week? [If favor/oppose, Ask: Is that strongly/not so strongly favor/oppose?] (Split sampled question)



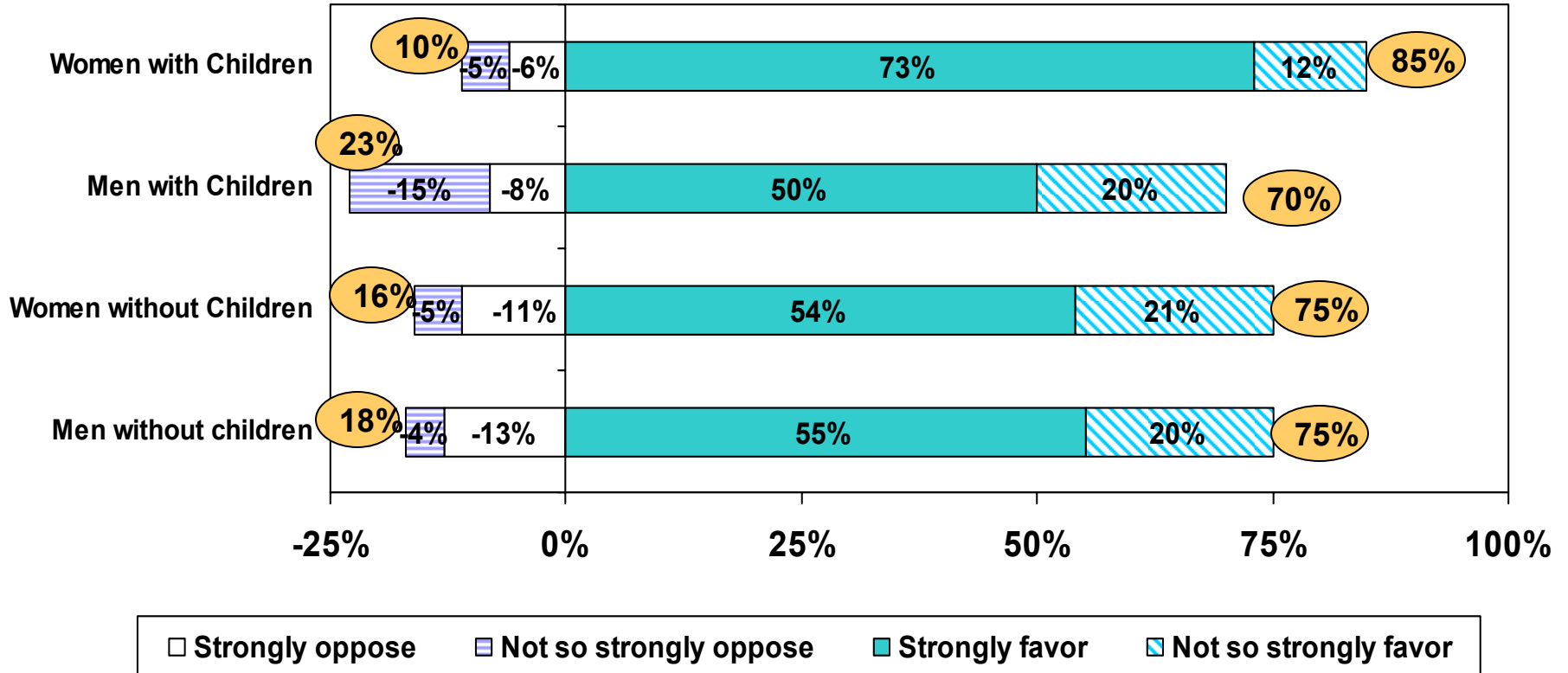
# Support for paid family and medical leave crosses party lines.

*Q.: Would you favor or oppose expanding the Family and Medical Leave Act to offer PAID family and medical leave for a set number of weeks paid for by both the employer and employee, at an average cost of \$1 for the employer per week and an average cost of \$1 to the employee per week? [If favor/oppose, Ask: Is that strongly/not so strongly favor/oppose?] (Split sampled question)*



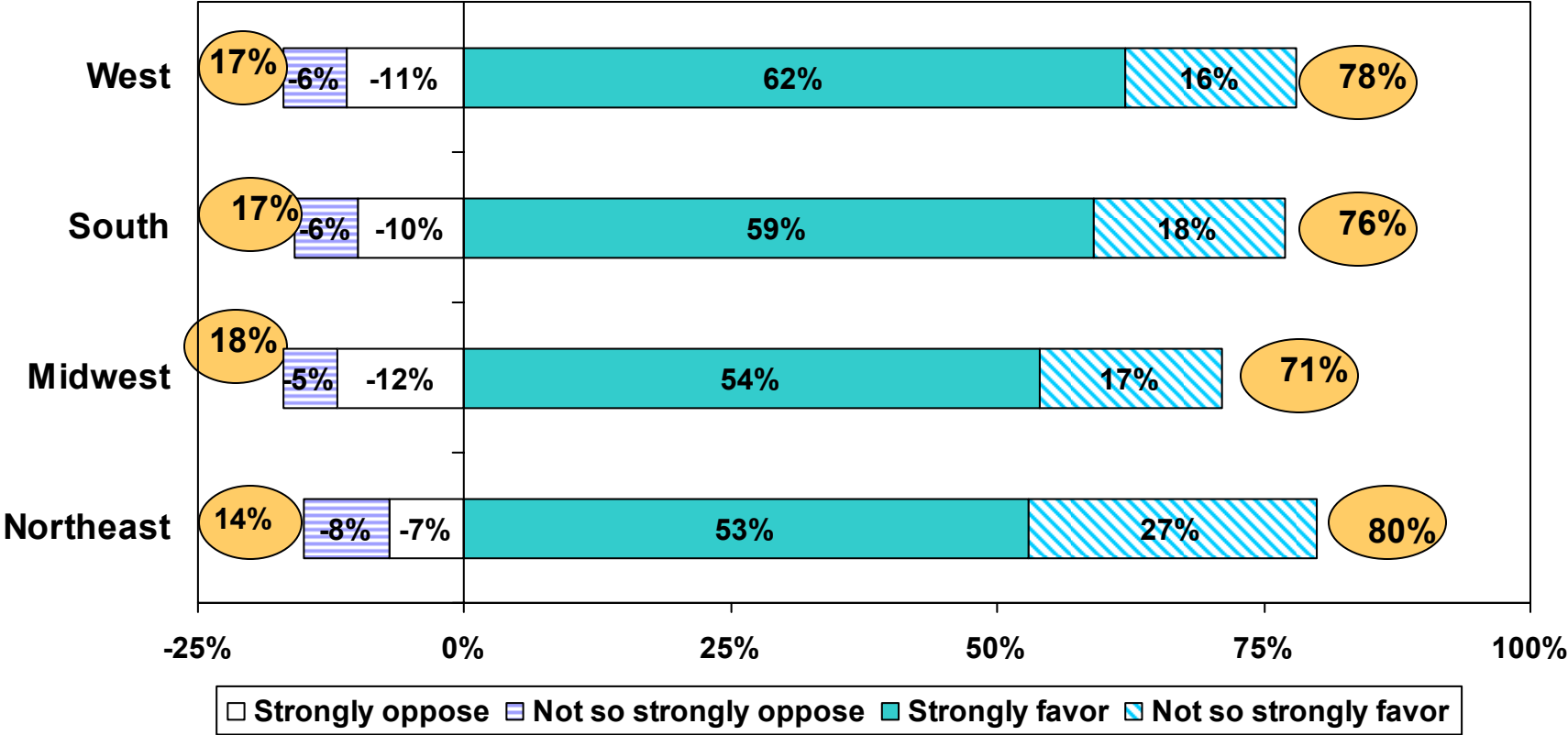
# While mothers show the strongest support for paid family and medical leave, support is high regardless of parental status.

*Q.: Would you favor or oppose expanding the Family and Medical Leave Act to offer PAID family and medical leave for a set number of weeks paid for by both the employer and employee, at an average cost of \$1 for the employer per week and an average cost of \$1 to the employee per week? [If favor/oppose, Ask: Is that strongly/not so strongly favor/oppose?] (Split sampled question)*



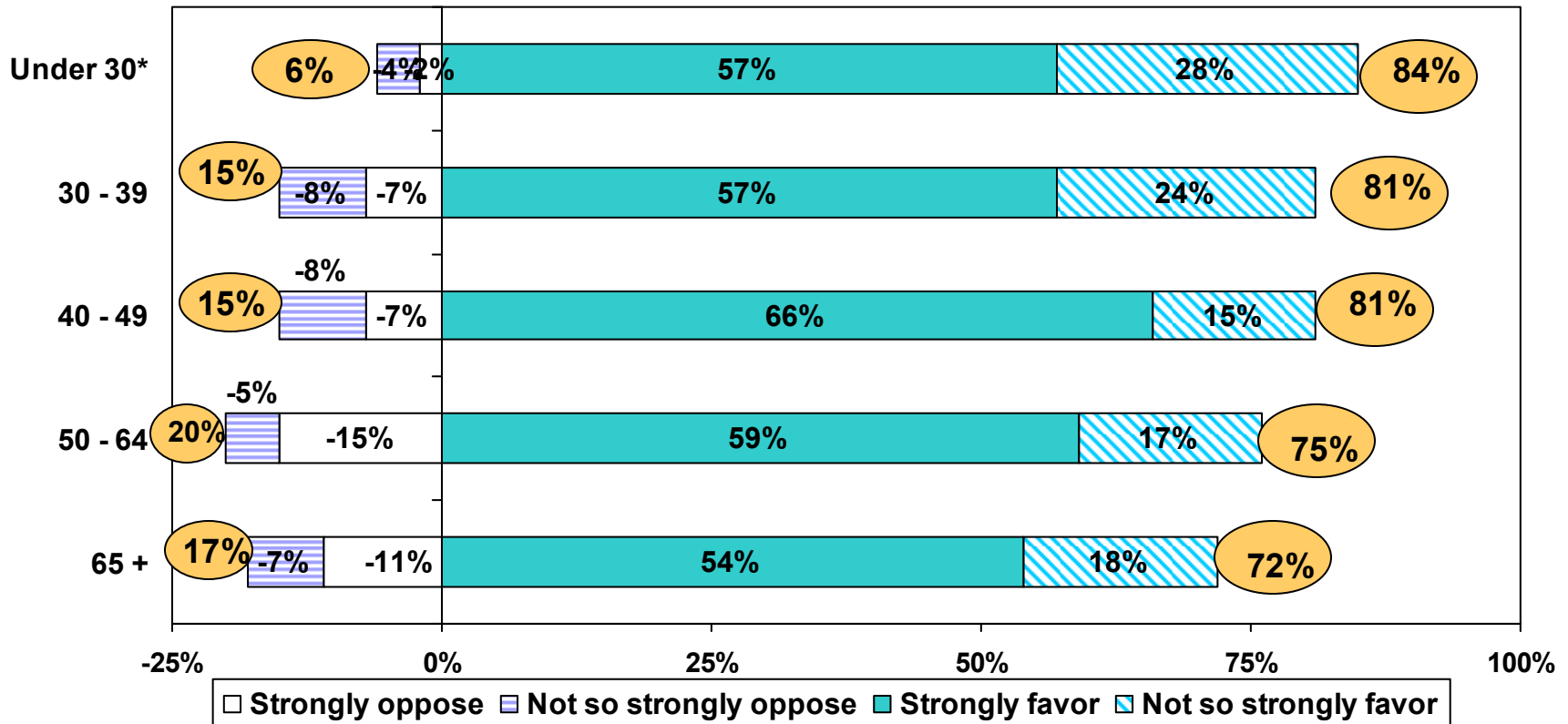
# While voters across the country support paid family and medical leave, support is more intense in the west.

Q.: Would you favor or oppose expanding the Family and Medical Leave Act to offer PAID family and medical leave for a set number of weeks paid for by both the employer and employee, at an average cost of \$1 for the employer per week and an average cost of \$1 to the employee per week? [If favor/oppose, Ask: Is that strongly/not so strongly favor/oppose?] (Split sampled question)



# Support for paid family and medical leave is strong among voters under 50, and particularly intense among voters 40 to 49 years old.

Q.: Would you favor or oppose expanding the Family and Medical Leave Act to offer PAID family and medical leave for a set number of weeks paid for by both the employer and employee, at an average cost of \$1 for the employer per week and an average cost of \$1 to the employee per week? [If favor/oppose, Ask: Is that strongly/not so strongly favor/oppose?] (Split sampled question)



\* Small n size

# Demographics

---

- Half (51 percent) of respondents are employed or self-employed.
- The majority of employed or self-employed workers (86 percent) work full time.
- Three in ten (30 percent) have children under 18 years living with them.
- Eighteen percent say that they or a family member belong to a union.



# Survey Methodology

---

Lake Research Partners designed and administered this survey which was conducted by phone using professional interviewers. The survey reached 1200 likely voters nationwide. The survey was conducted between June 20th and 27th, 2007.

Telephone numbers for the survey were drawn from a random digit dial sample (RDD). Data were weighted slightly by gender, party ID, age, region, race and education to reflect the overall universe. In interpreting survey results, all sample surveys are subject to possible sampling error; that is, the results of a survey may differ from those which would be obtained if the entire population were interviewed. The margin of error for the sample is +/-2.8%.